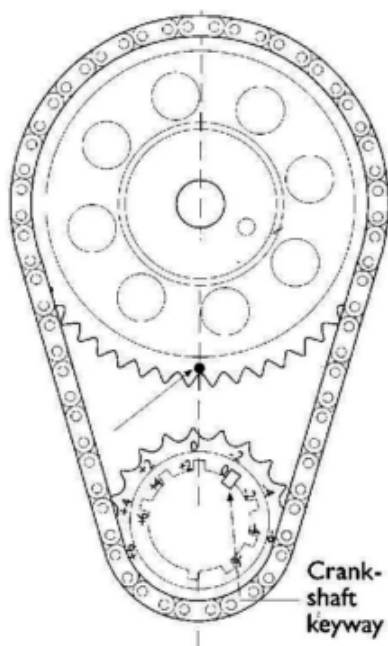


## Assembly Instructions

### AMC 6cyl 196-285ci JEEP 6cyl 4.0 – 4.2ltr

#### 1. Standard Timing

Using Keyway and tooth marked "0"



**Warning:** Do not use the keyway marks to time engine. Always align the crank gear tooth timing marks to cam gear timing mark.

**Note:** Check for clearance between timing chain and oil gallery boss. On some later blocks it may be necessary to remove material from the top side of the boss for chain clearance.

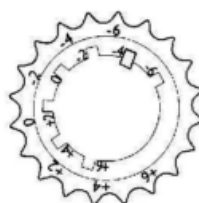
**Lubrication:** For maximum chain life, proper chain lubrication is necessary. When R.P.M. increases, chain lubrication must also increase. In order to reduce wear, a good lubricant must form a film over the contacting surfaces. Excessive wear can cause the chain to lengthen to the point of damaging sprocket teeth and destroying the timing chain drive.

#### 2. Advanced Timing

(+ 2° + 4° + 6° + 8°)

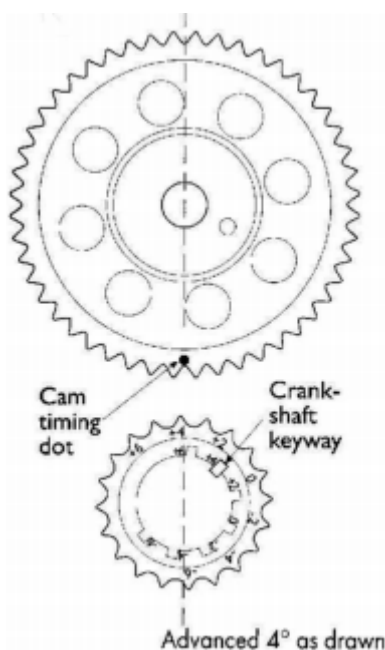
**Note:** We recommend to always degree in the camshaft before making any timing changes.

1. Before assembly carefully inspect crankshaft sprocket. Note the position of each keyway on the inside diameter and the position of the equivalent timing mark on the outside tooth.



2. Fit the crankshaft sprocket to the crankshaft, ensuring that the keyway selected is aligned to the crankshaft keyway.

3. Rotate the crankshaft anti-clockwise until the same advance position on the outer sprocket is aligned with the timing mark on the camshaft sprocket.

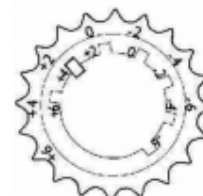


#### 3. Retard Timing

(- 2° - 4° - 6° - 8°)

**Note:** We recommend to always degree in the camshaft before making any timing changes.

1. Before assembly carefully inspect crankshaft sprocket. Note the position of each keyway on the inside diameter and the position of the equivalent timing mark on the outside tooth.



2. Fit the crankshaft sprocket to the crankshaft, ensuring that the keyway selected is aligned to the crankshaft keyway.

3. Rotate the crankshaft anti-clockwise until the same advance position on the outer sprocket is aligned with the timing mark on the camshaft sprocket.

